

Disclaimers

■ **Services Disclaimer** (for full disclosure, see “Disclaimers” section of website)

- Information
 - Contained within our website and affiliates is not a substitute for professional advice (e.g., stock broker, financial advisor, personal banker).
 - Provided by us does not constitute legal or financial advice nor is it meant to be.
 - Intended to be general information relevant to common Trading issues and is offered in good faith (i.e., you do not have to use this information).
- Decisions
 - Made by you are yours and yours alone, and you cannot under any circumstances hold Trading EveryDay responsible for any and all of your trading actions, losses, and costs incurred by you.
- Indemnification
 - Client agrees to indemnify Trading EveryDay (TED) in the event of any claims against the Founder of TED and nothing in the materials shall be considered legal, financial, or actuarial advice.

■ **Educational Disclaimer** (for full disclosure, see “Disclaimers” section of website)

- All information, training, and coaching sessions offered by TED are for educational purposes only.
 - No warranties or guarantees of stock market success are offered of any kind.
 - No advice will be given on specific stocks or on general financial management.
- TED will provide you with the tools to improve your trading skills.
 - How you use the tools is up to you.

Scalp Trading Multiple Contracts

Trading EveryDay

Don't make trading...**complicated!**

**Keep It Simple and
Look For Quick Profits**

Today's session will only focus on
Risk & Money Management
for each trade and
"Scaling In" to **add more contracts**

Questions for you...

- How many trades does it take for you to **HIT** your
Daily Target (i.e., financial goal - **\$400+ per day**)?
- How many are **winners**?
- How many are **losers**?
- How many are **breakeven**?

Why?

November 2019

Monday	Tuesday	Wednesday	Thursday	Friday	Saturday	Sunday
Winners Losers Breakeven	Winners Losers Breakeven	Winners Losers Breakeven	Winners Losers Breakeven	Winners Losers Breakeven ¹	Weekly results ²	³
Winners ⁴ Losers Breakeven	Winners ⁵ Losers Breakeven	Winners ⁶ Losers Breakeven	Winners ⁷ Losers Breakeven	Winners ⁸ Losers Breakeven	Weekly results ⁹	¹⁰
Winners ¹¹ Losers Breakeven	Winners ¹² Losers Breakeven	Winners ¹³ Losers Breakeven	Winners ¹⁴ Losers Breakeven	Winners ¹⁵ Losers Breakeven	Weekly results ¹⁶	¹⁷
Winners ¹⁸ Losers Breakeven	Winners ¹⁹ Losers Breakeven	Winners ²⁰ Losers Breakeven	Winners ²¹ Losers Breakeven	Winners ²² Losers Breakeven	Weekly results ²³	²⁴
Winners ²⁵ Losers Breakeven	Winners ²⁶ Losers Breakeven	Winners ²⁷ Losers Breakeven	Winners ²⁸ Losers Breakeven	Winners ²⁹ Losers Breakeven	Weekly results ³⁰	

Why?

Smart Traders...

use “Scaling-In” as a **great opportunity** to...

HIT their Daily Target (i.e., financial goal - **\$400+ per day**)

FASTER!

YOU Must know the following...

How does your **Trade Execution Platform** handle...

(2+) independent trades you place at different times

YOU Must

TRUST the Market Cycle
Framework...

to be successful at “Scaling-In”

Your “Trading Capital” and **Margin Requirements** determine **how many contracts you can trade** in total.

Never trade more X contracts that risk 5-10% of your total capital.

Example

Your “**Trading Capital**” is approximately **\$100,000** and **Margin Requirements** are **\$2,000** per contract.

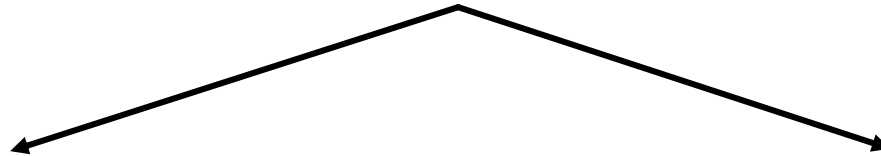
Never trade more **5 contracts** that risk **5-10%** of your total capital.

Extra...

MICRO ES Emini Futures are $1/10^{\text{th}}$ of the normal contract.

So check with your broker for **Margin Requirements...for MICRO** contracts

Trade Execution Platform



Each trade is **mutual exclusive**

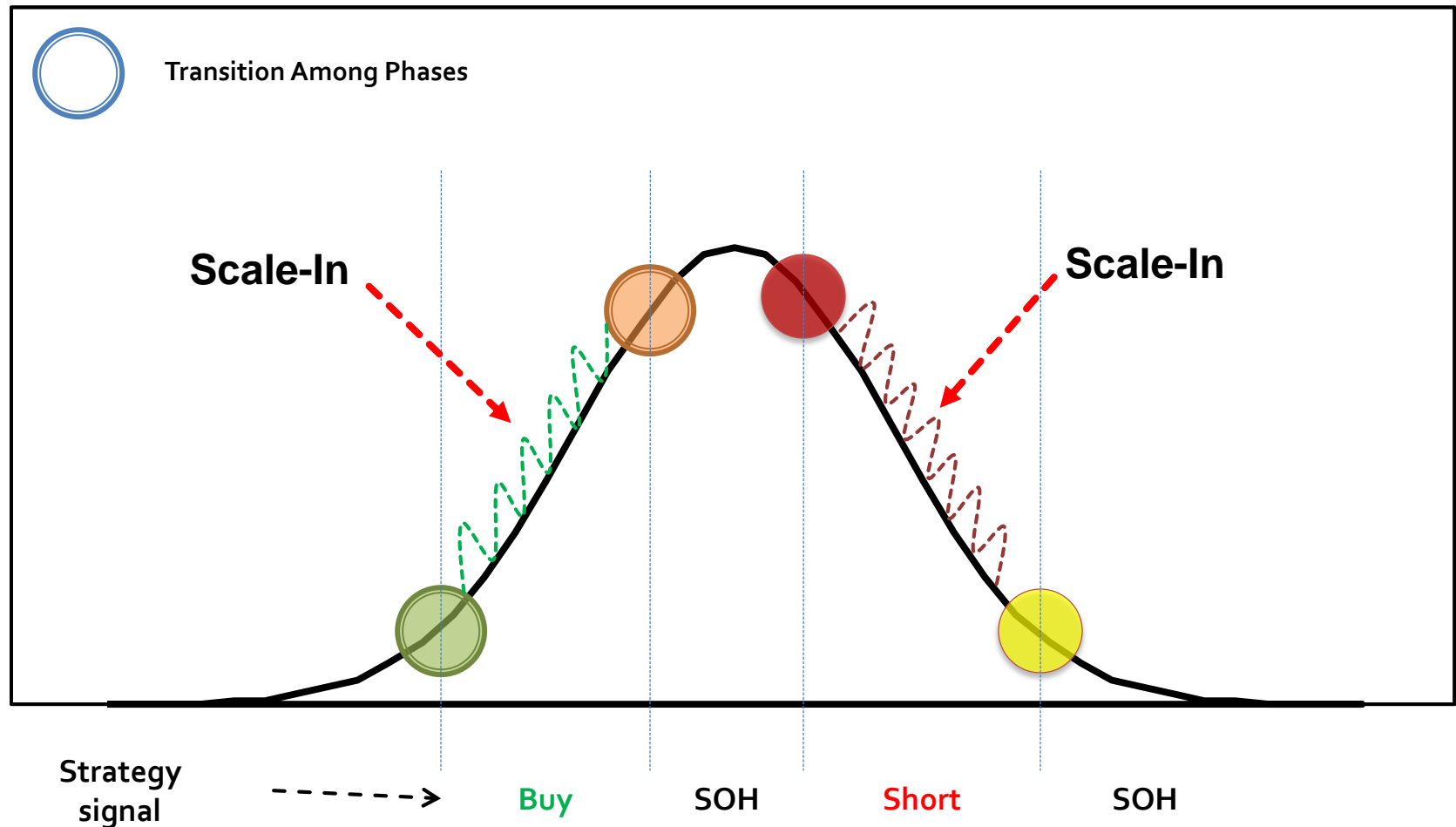
- and can have its own **STOPS** and **TARGETS**

2+ trades are combined ...

- and the **average Entry price** is calculated,
- the **average STOP** is calculated and
- the **average TARGET** is calculated

So YOU must be laser-focused on
adjusting the “**newly**” calculated
STOPS & **TARGETS**

Nothing has changed for Buy & Sell Zones



You should only have W-Patterns, Bullish/Bearish Flag Patterns and M-Patterns...

Setup and Market Cycle			Trade details			Results		
Trades	Label	Phase	Entry	Stop	Target	Position	R-R	P/L \$
1	W-Pattern Reversal	1				LONG	2:1	\$300
2	W- Pattern Neckline Breakout	1				SHORT	3:1	\$200
3	Flag Breakout – UA	2				LONG	2:1	\$400
4	Flag Breakout - UB	2				LONG	3:1	\$300
5	Flag Breakout - High	2				LONG	4:1	\$200
6	M-Pattern Reversal	3				SHORT	2:1	BE
7	M-Pattern Neckline Breakdown	3				SHORT	3:1	\$200
8	Flag Breakdown – UA	4				SHORT	2:1	\$200
9	Flag Breakdown - LB	4				LONG	3:1	BE
10	Flag Breakdown - Low	4				SHORT	4:1	\$200

Can you show more...details for these Setups?

Setup and Market Cycle			Trade details			Results		
Trades	Label	Phase	Entry	Stop	Target	Position	R-R	P/L \$
1	W-Pattern Reversal	1				LONG	2:1	\$300
2	W- Pattern Neckline Breakout	1	...more details			SHORT	3:1	\$200
3	Flag Breakout – UA	2				LONG	2:1	\$400
4	Flag Breakout - UB	2				LONG	3:1	\$300
5	Flag Breakout - High	2				LONG	4:1	\$200
6	M-Pattern Reversal	3				SHORT	2:1	BE
7	M-Pattern Neckline Breakdown	3	...more details			SHORT	3:1	\$200
8	Flag Breakdown – UA	4				SHORT	2:1	\$200
9	Flag Breakdown - LB	4				LONG	3:1	BE
10	Flag Breakdown - Low	4				SHORT	4:1	\$200

Details for Market Cycle Analysis
(W-Pattern Breakout & M-Pattern Breakdowns)

Trading EveryDay

W Pattern – Scaling In

Setups to enter **LONG**...

1 2

A

1

B

2

C

3

D

E

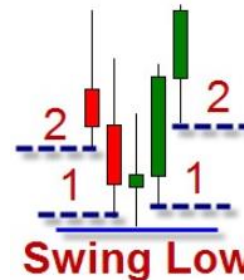

Neckline

1

4

2

Support

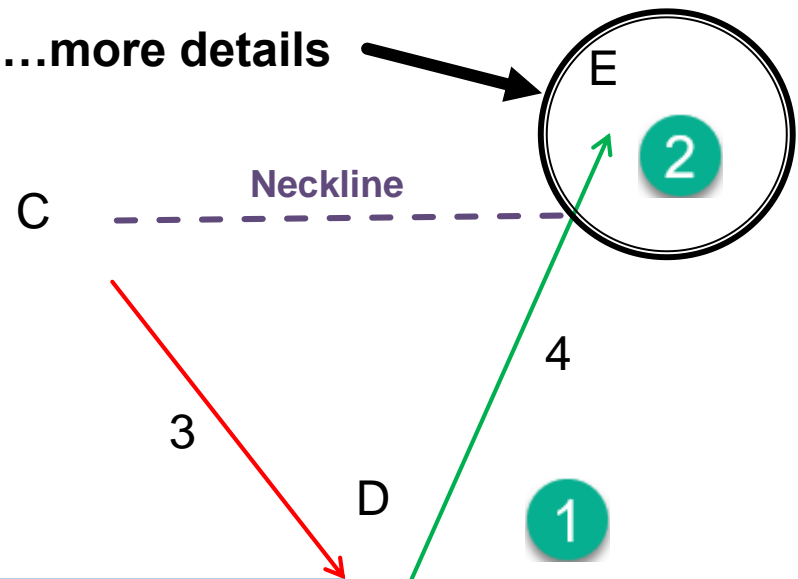


W Pattern – Scaling In (...more details needed)


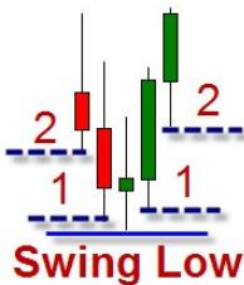
A

Setups to enter **LONG**... 1 2

...more details

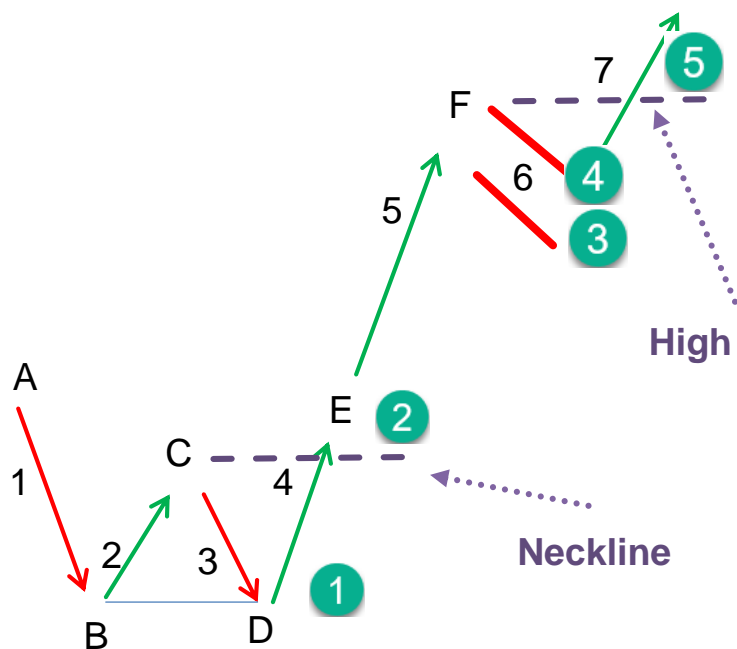


Support



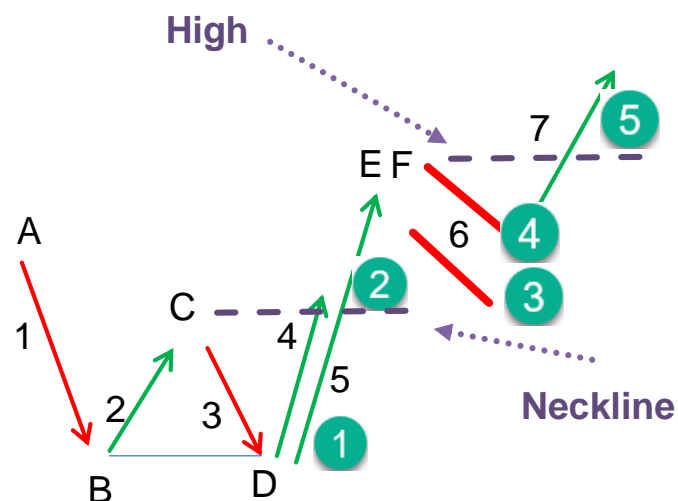
...more details (**W-Pattern Neckline Breakout**)

Leg 5 extended...



Breakout
continues...and
starts **Leg 5 of Flag**
pattern

Leg 5 not extended...



Breakout
continues...and
retraces forming a
Higher Low (HL)

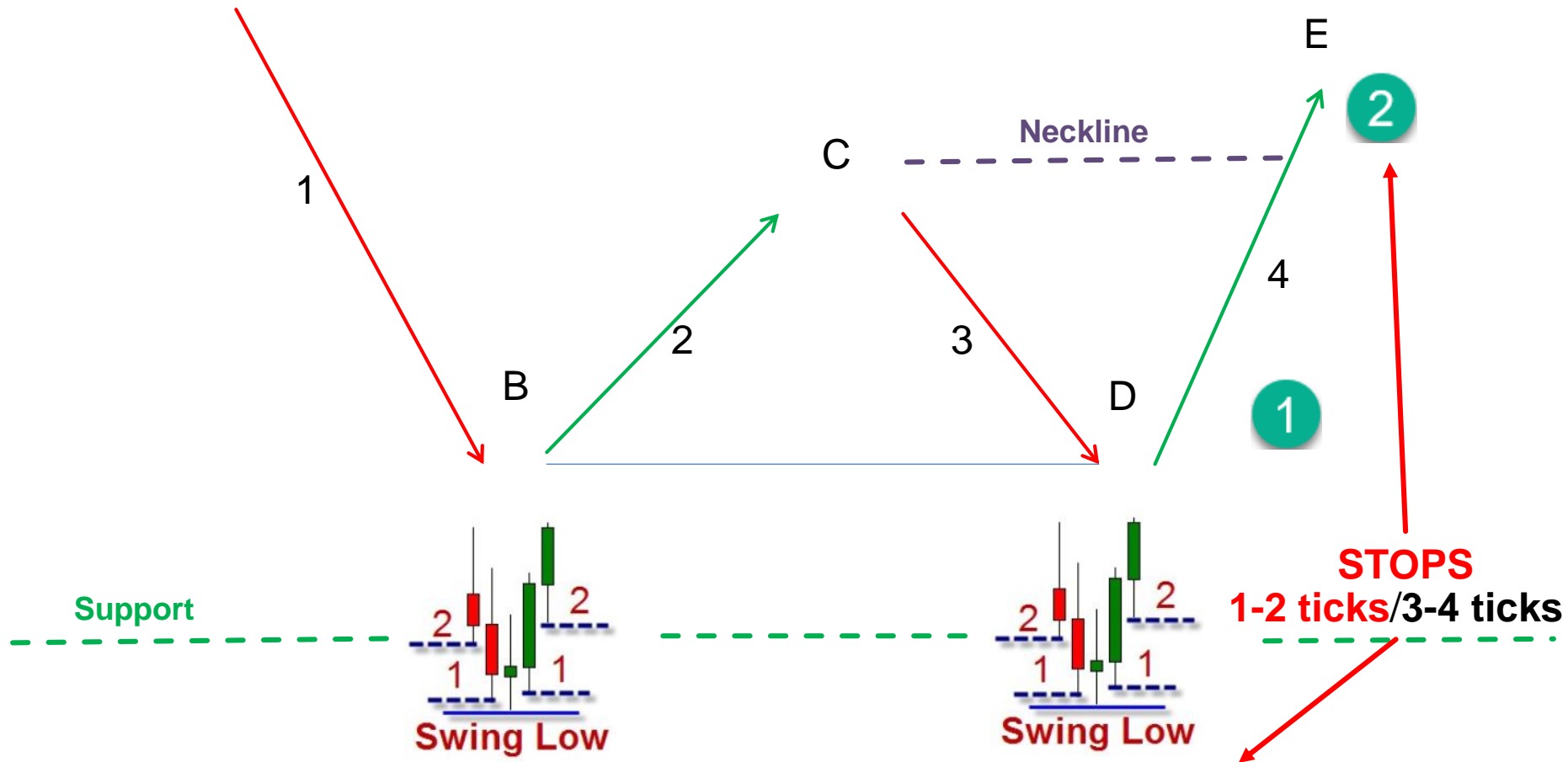
2

Stops/Target for W Pattern – Scaling In

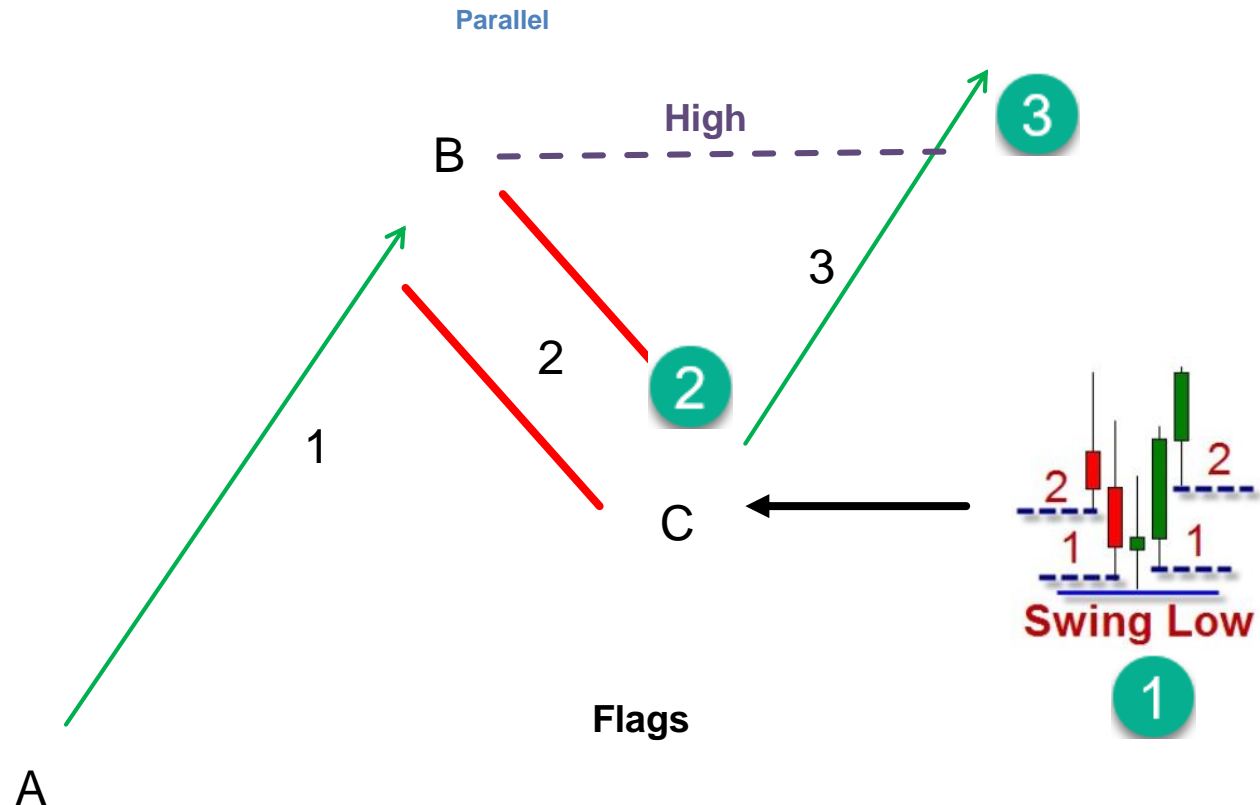
A

Setups to enter **LONG**...

1 2



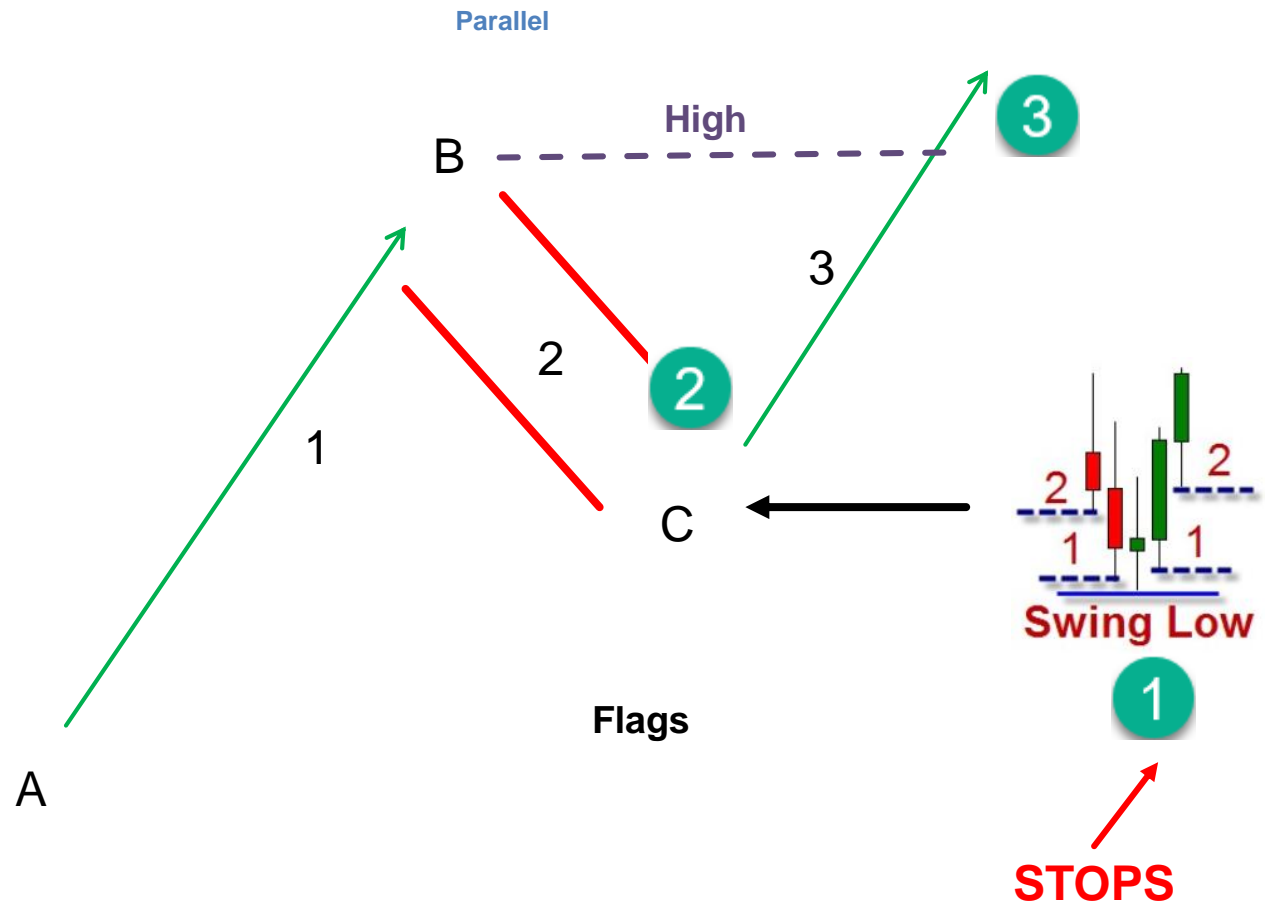
(1) Uptrend



Setups to enter **LONG**...



Stops/Targets for (1) Uptrend (Flag Patterns)

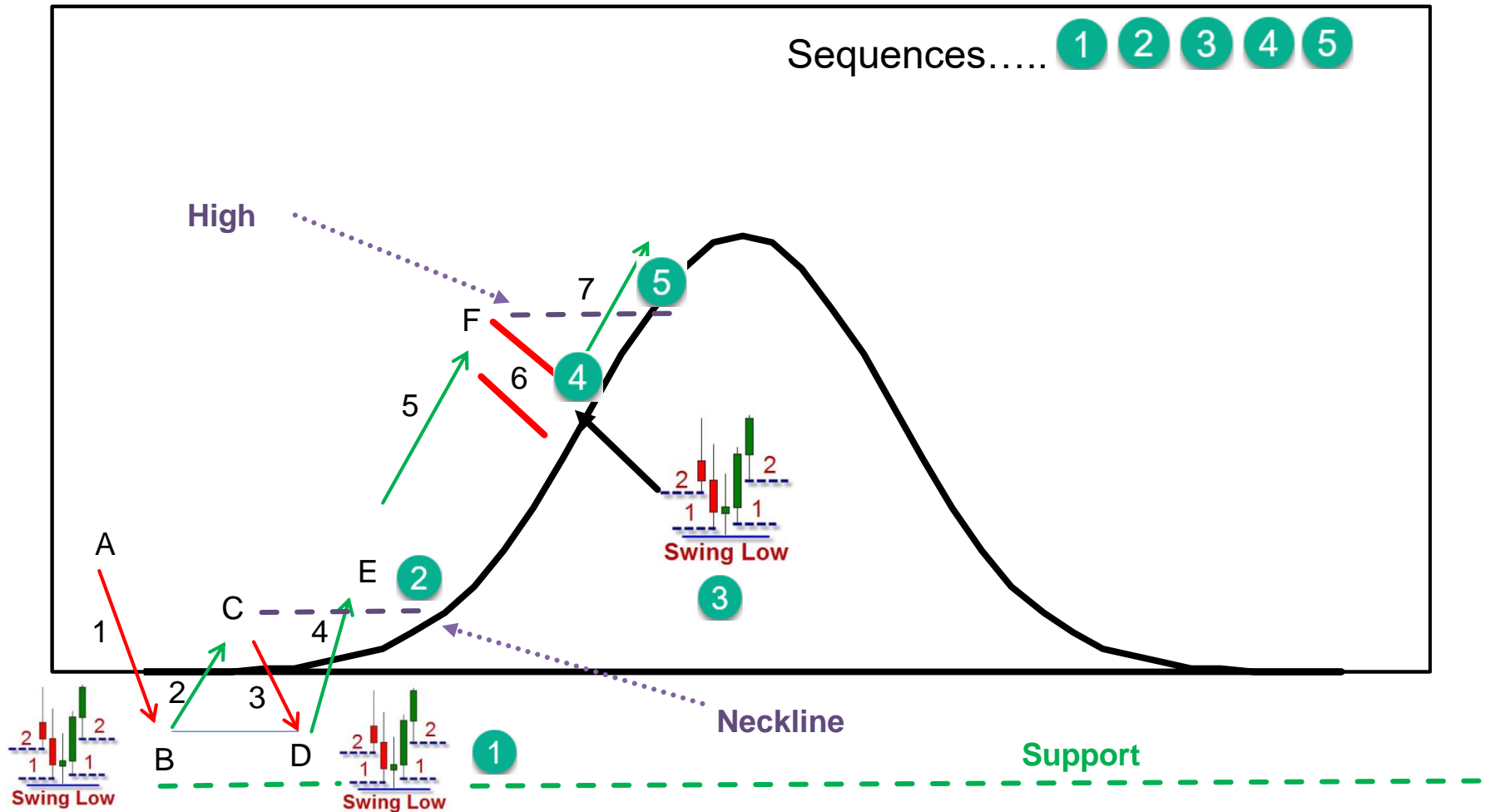


Setups to enter **LONG**...

1 2 3

1-2 ticks/3-4 ticks

When Do YOU Scaling In?



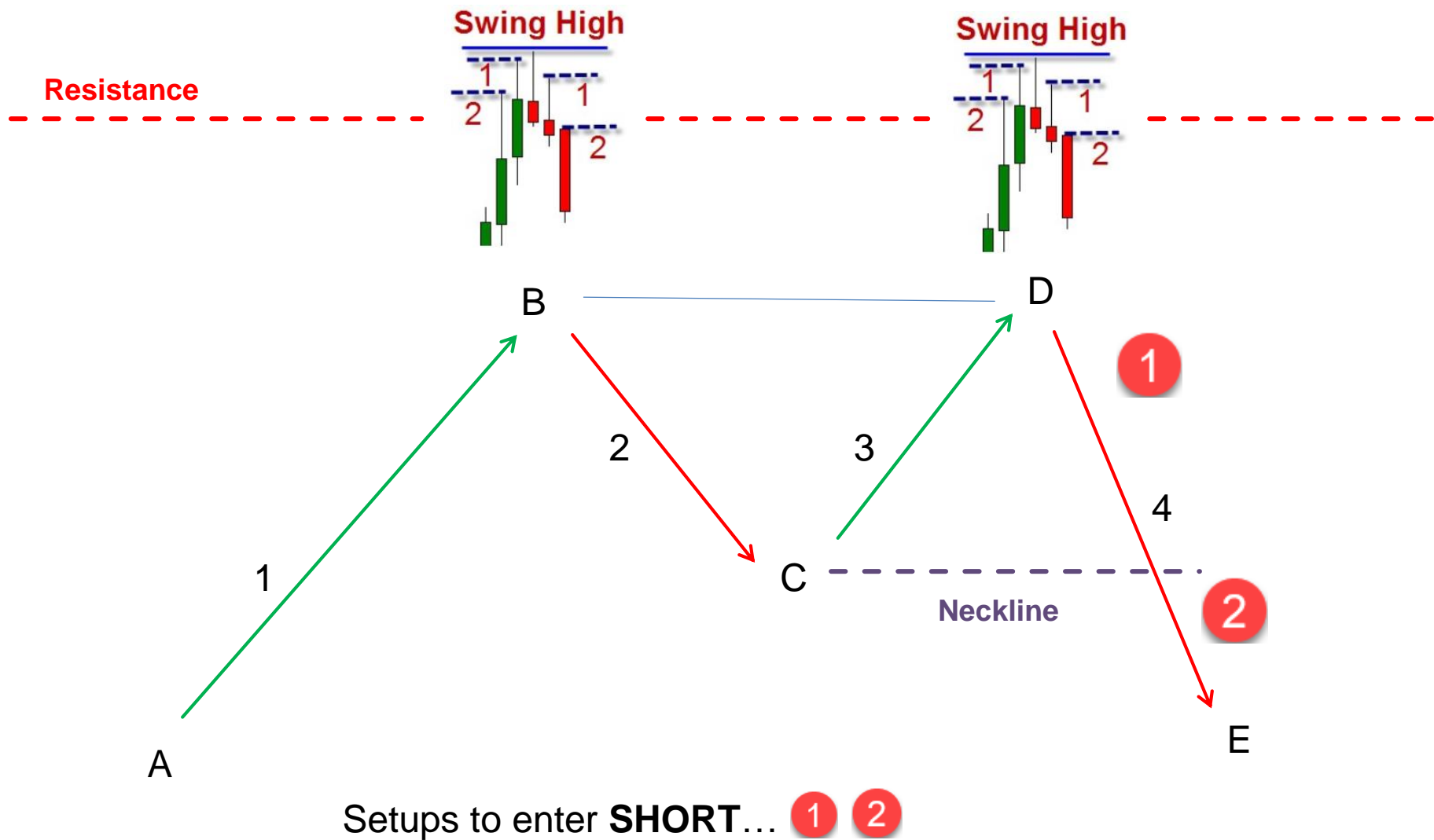
Tracking & Labeling trades...

Setup and Market Cycle			Trade details			Results		
Trades	Label	Phase	Entry	Stop	Target	Position	R-R	P/L \$
1	W-Pattern Reversal	1				LONG	2:1	\$300
2	W- Pattern Neckline Breakout	1				SHORT	3:1	\$200
3	Flag Breakout – UA	2				LONG	2:1	\$400
4	Flag Breakout - UB	2				LONG	3:1	\$300
5	Flag Breakout - High	2				LONG	4:1	\$200

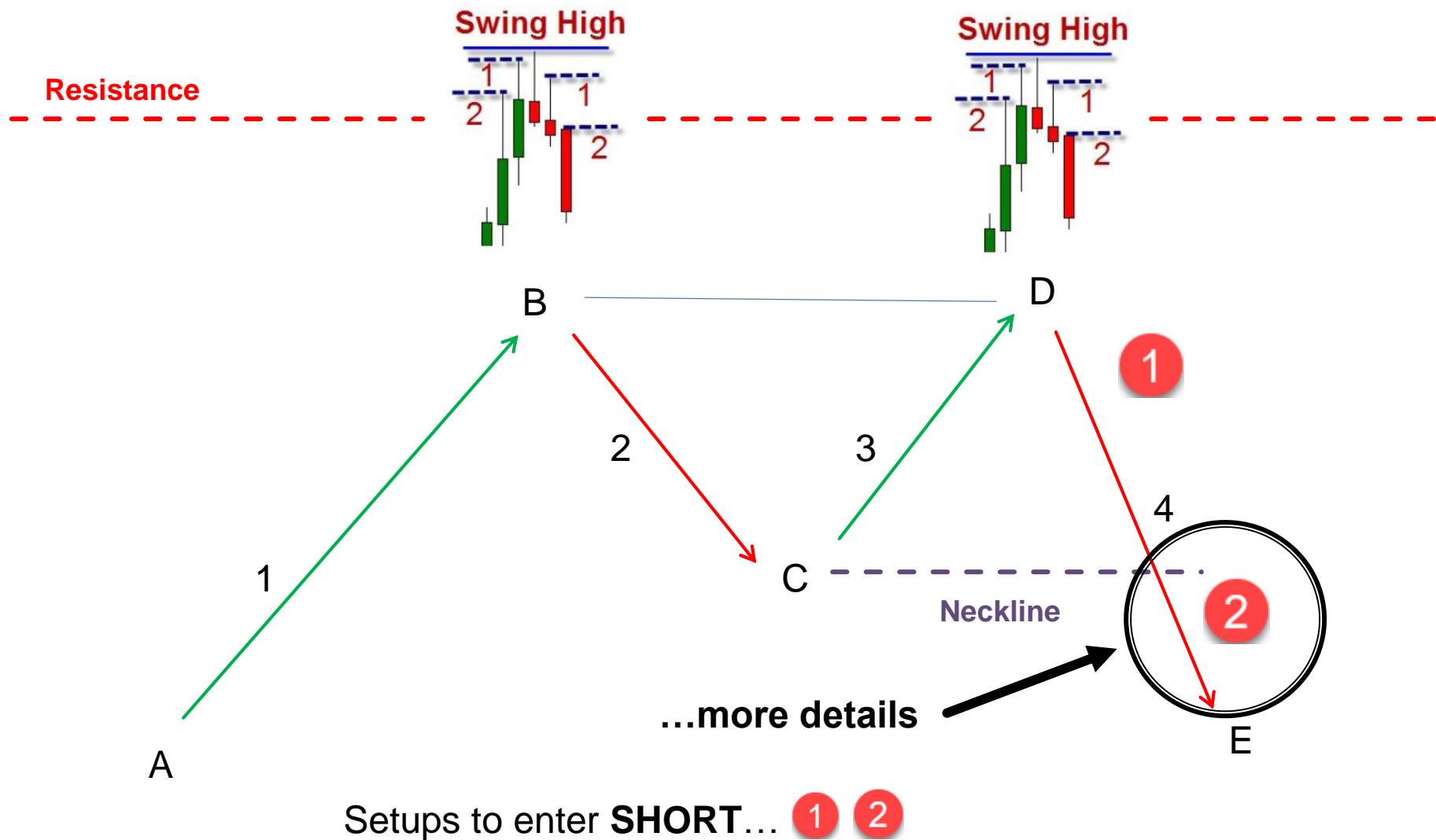
Tracking & Labeling trades...(incl. more details)

Setup and Market Cycle			Trade details			Results		
Trades	Label	Phase	Entry	Stop	Target	Position	R-R	P/L \$
1	W-Pattern Reversal	1				LONG	2:1	\$300
2	W- Pattern Neckline Breakout	1				SHORT	3:1	\$200
2A	W- Pattern Neckline Breakout (UA)	1				SHORT	3:1	\$200
2B	W- Pattern Neckline Breakout (UB)	1				SHORT	3:1	\$200
2C	W- Pattern Neckline Breakout (High)	1				SHORT	3:1	\$200
3	Flag Breakout – UA	2				LONG	2:1	\$400
4	Flag Breakout - UB	2				LONG	3:1	\$300
5	Flag Breakout - High	2				LONG	4:1	\$200

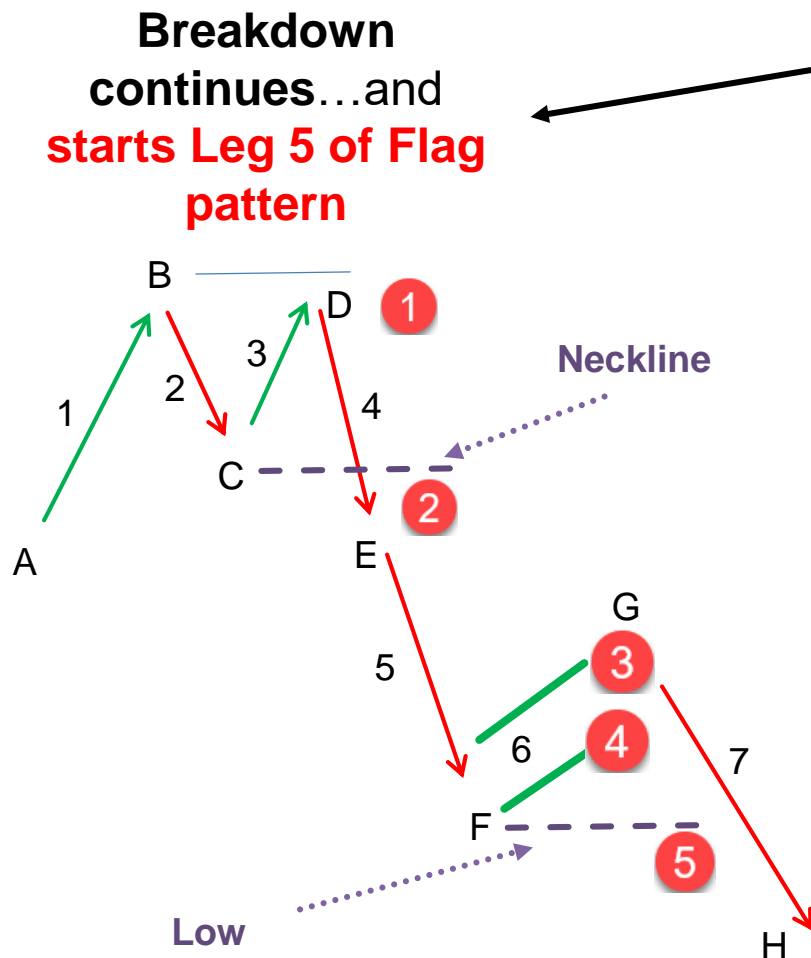
M Pattern – Scaling In



M Pattern – Scaling In (...more details needed)

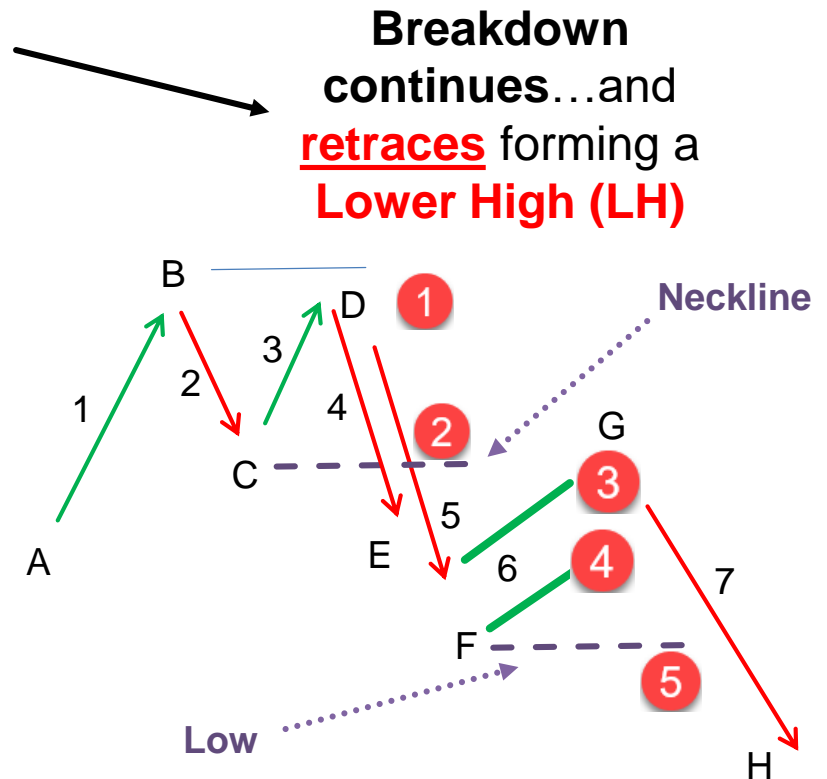


...more details (M-Pattern Neckline Breakdown)



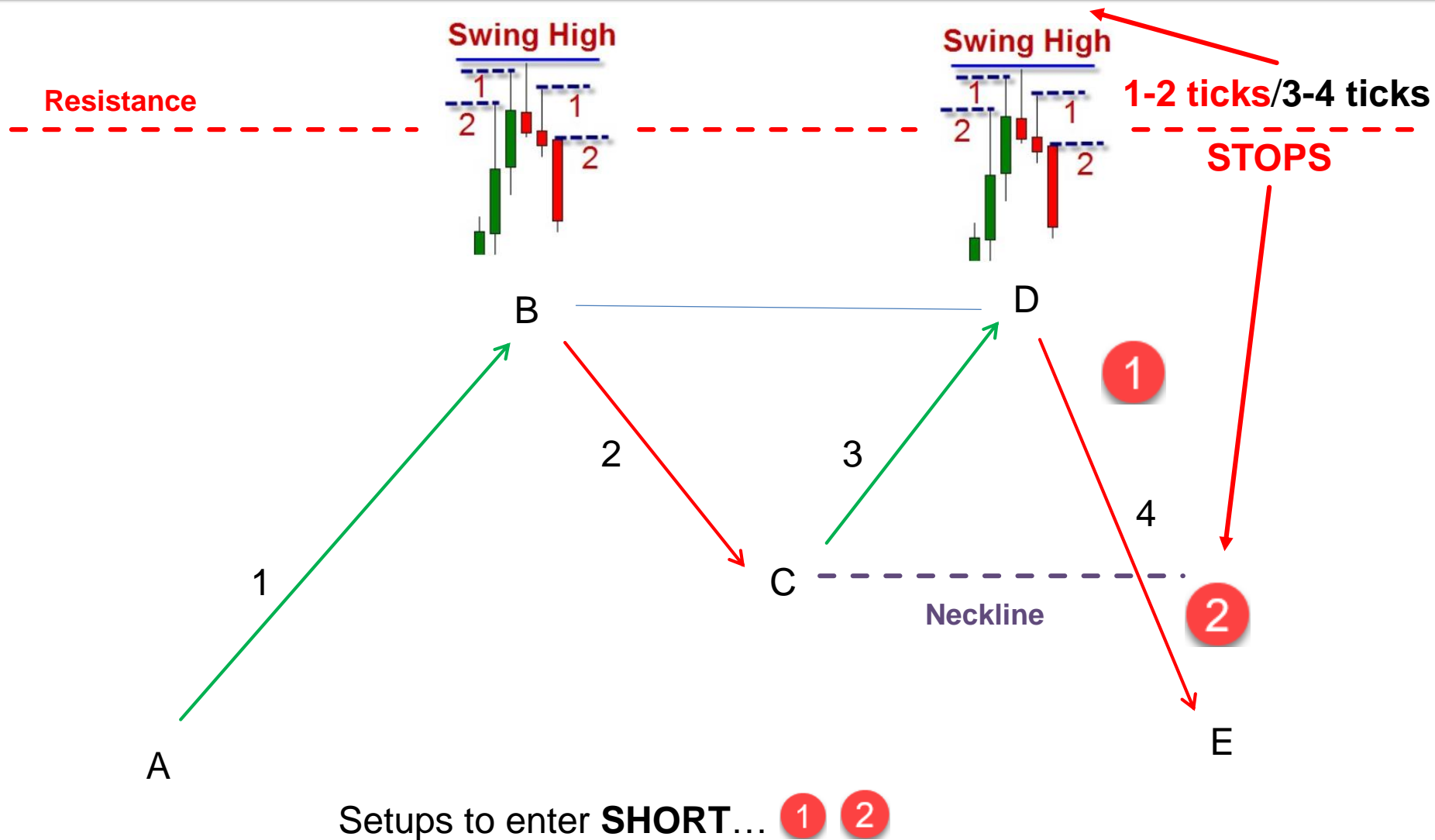
Leg 5 extended...

2

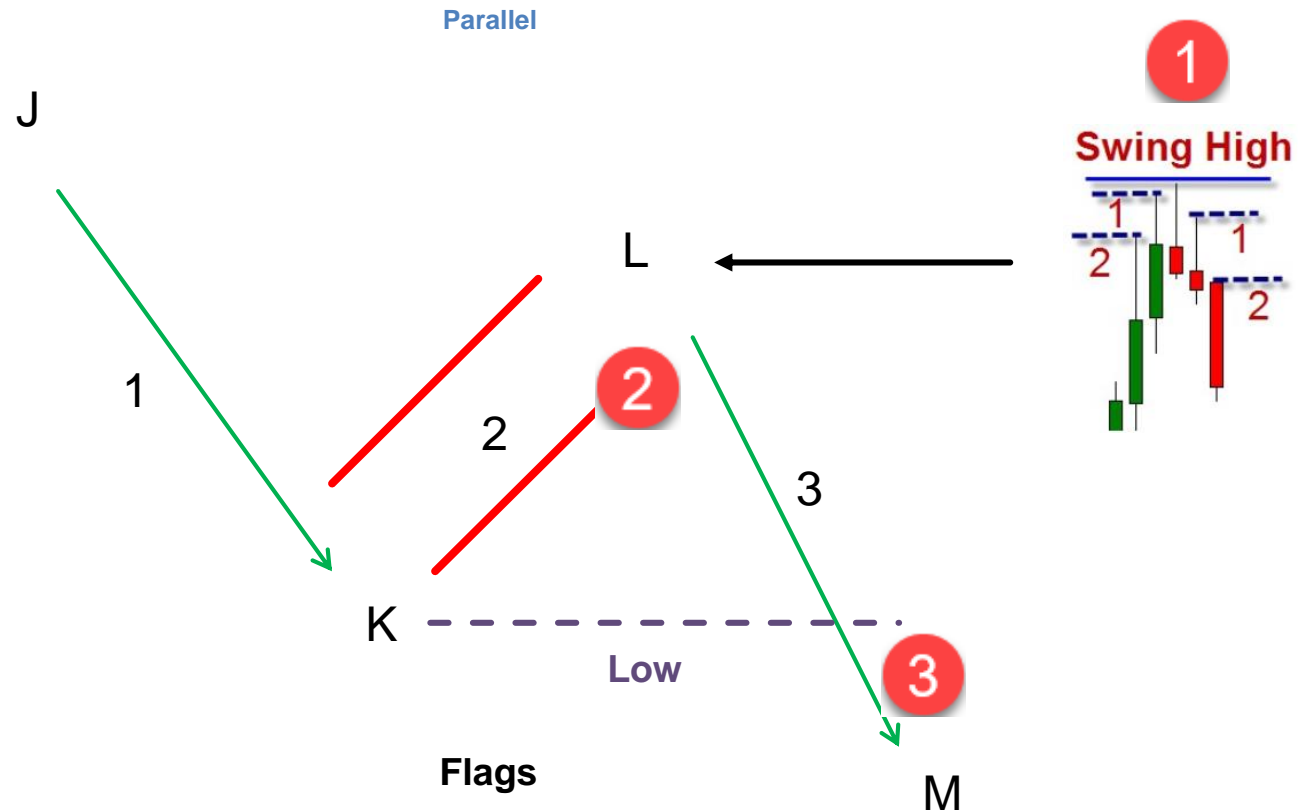


Leg 5 not extended...

Stop/Target for M Pattern – Scaling In



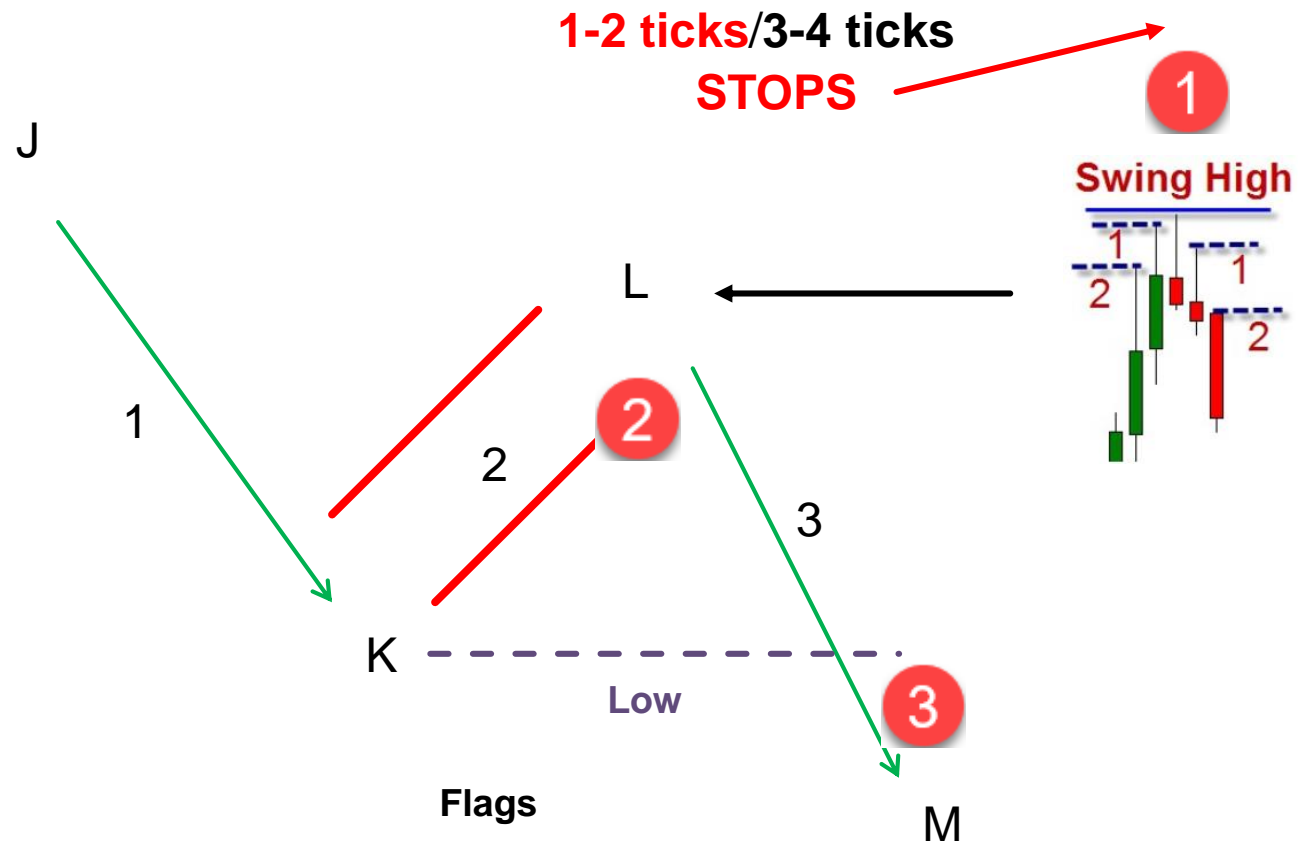
(2) Downtrend



Setups to enter **SHORT**...



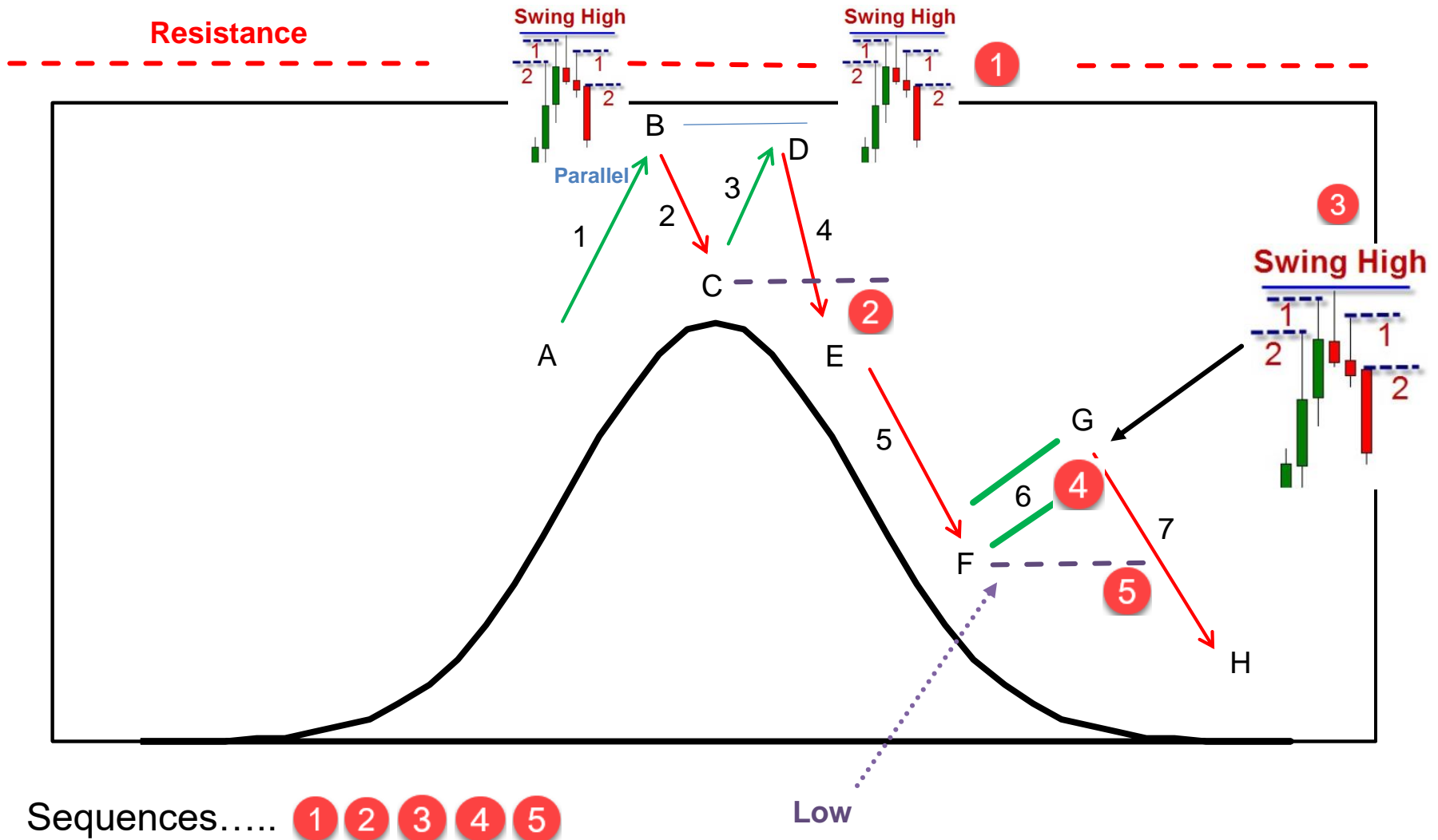
Stop/Target (2) Downtrend (Flag Patterns)



Setups to enter **SHORT**...



When Do YOU Scale In?



Tracking & Labeling

Setup and Market Cycle			Trade details			Results		
Trades	Label	Phase	Entry	Stop	Target	Position	R-R	P/L \$
1	M-Pattern Reversal	3				SHORT	2:1	BE
2	M-Pattern Neckline Breakdown	3				SHORT	3:1	\$200
3	Flag Breakdown – UA	4				SHORT	2:1	\$200
4	Flag Breakdown - LB	4				LONG	3:1	BE
5	Flag Breakdown - Low	4				SHORT	4:1	\$200

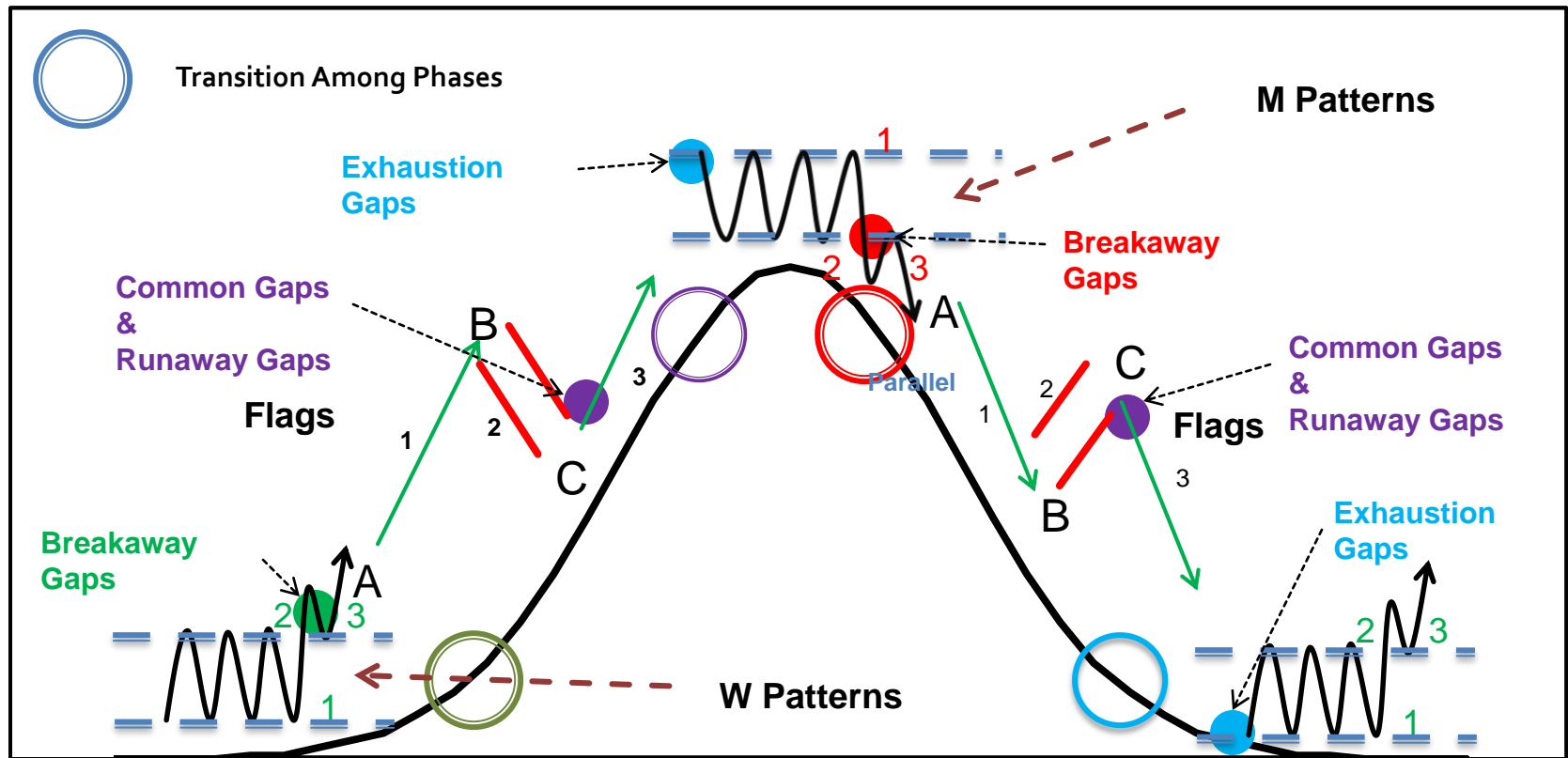
Tracking & Labeling...(incl. more details)

Setup and Market Cycle			Trade details			Results		
Trades	Label	Phase	Entry	Stop	Target	Position	R-R	P/L \$
1	M-Pattern Reversal	3				SHORT	2:1	BE
2	M-Pattern Neckline Breakdown	3				SHORT	3:1	\$200
2A	M-Pattern Neckline Breakdown (UA)	3				SHORT	3:1	\$200
2B	M-Pattern Neckline Breakdown (LB)	3				SHORT	3:1	\$200
2C	M-Pattern Neckline Breakdown (Low)	3				SHORT	3:1	\$200
3	Flag Breakdown – UA	4				SHORT	2:1	\$200
4	Flag Breakdown - LB	4				LONG	3:1	BE
5	Flag Breakdown - Low	4				SHORT	4:1	\$200

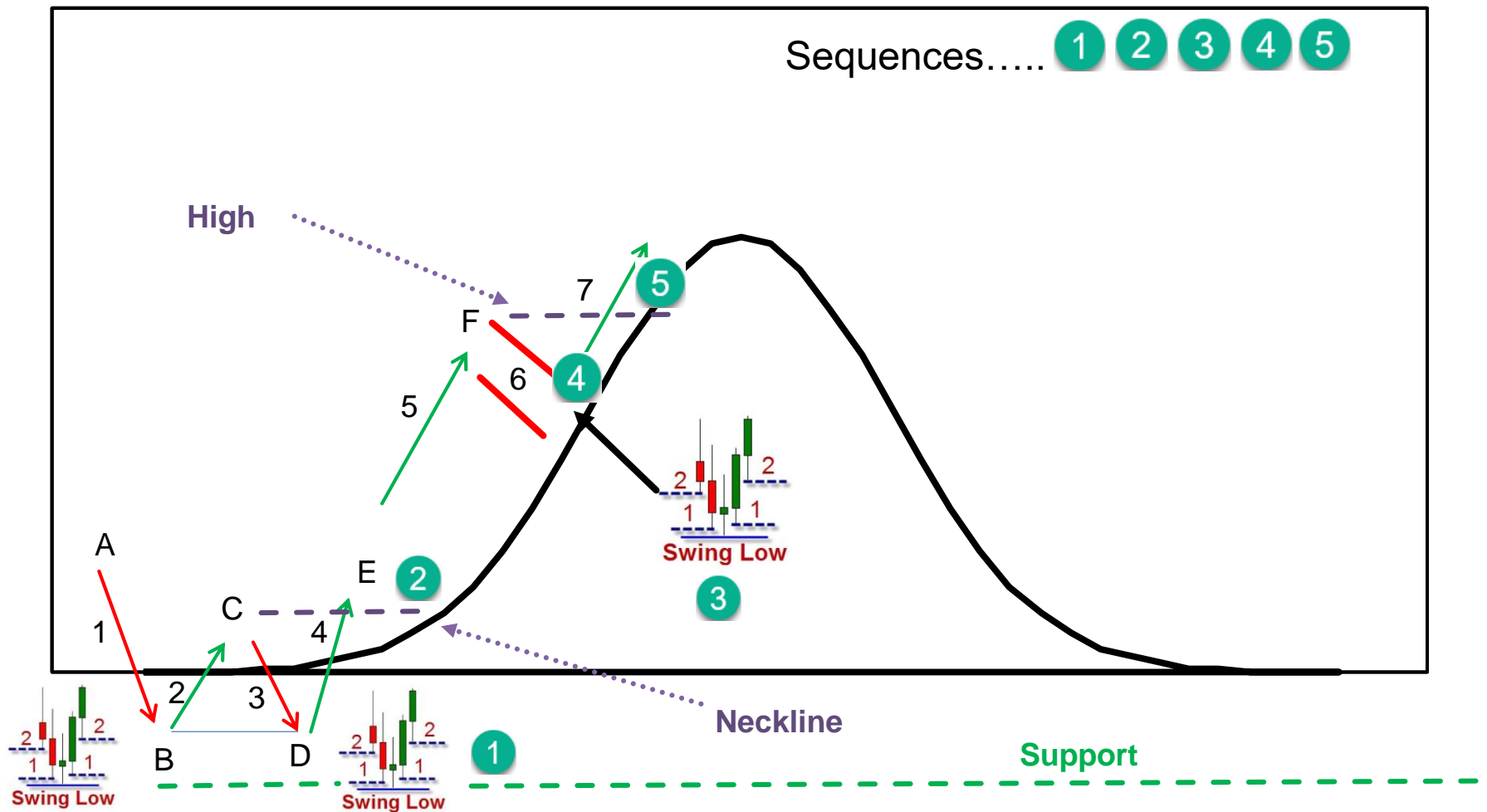
You should only have W-Patterns, Bullish/Bearish Flag Patterns and M-Patterns...

Setup and Market Cycle			Trade details			Results		
Trades	Label	Phase	Entry	Stop	Target	Position	R-R	P/L \$
1	W-Pattern Reversal	1				LONG	2:1	\$300
2	W- Pattern Neckline Breakout	1				SHORT	3:1	\$200
3	Flag Breakout – UA	2				LONG	2:1	\$400
4	Flag Breakout - UB	2				LONG	3:1	\$300
5	Flag Breakout - High	2				LONG	4:1	\$200
6	M-Pattern Reversal	3				SHORT	2:1	BE
7	M-Pattern Neckline Breakdown	3				SHORT	3:1	\$200
8	Flag Breakdown – UA	4				SHORT	2:1	\$200
9	Flag Breakdown - LB	4				LONG	3:1	BE
10	Flag Breakdown - Low	4				SHORT	4:1	\$200

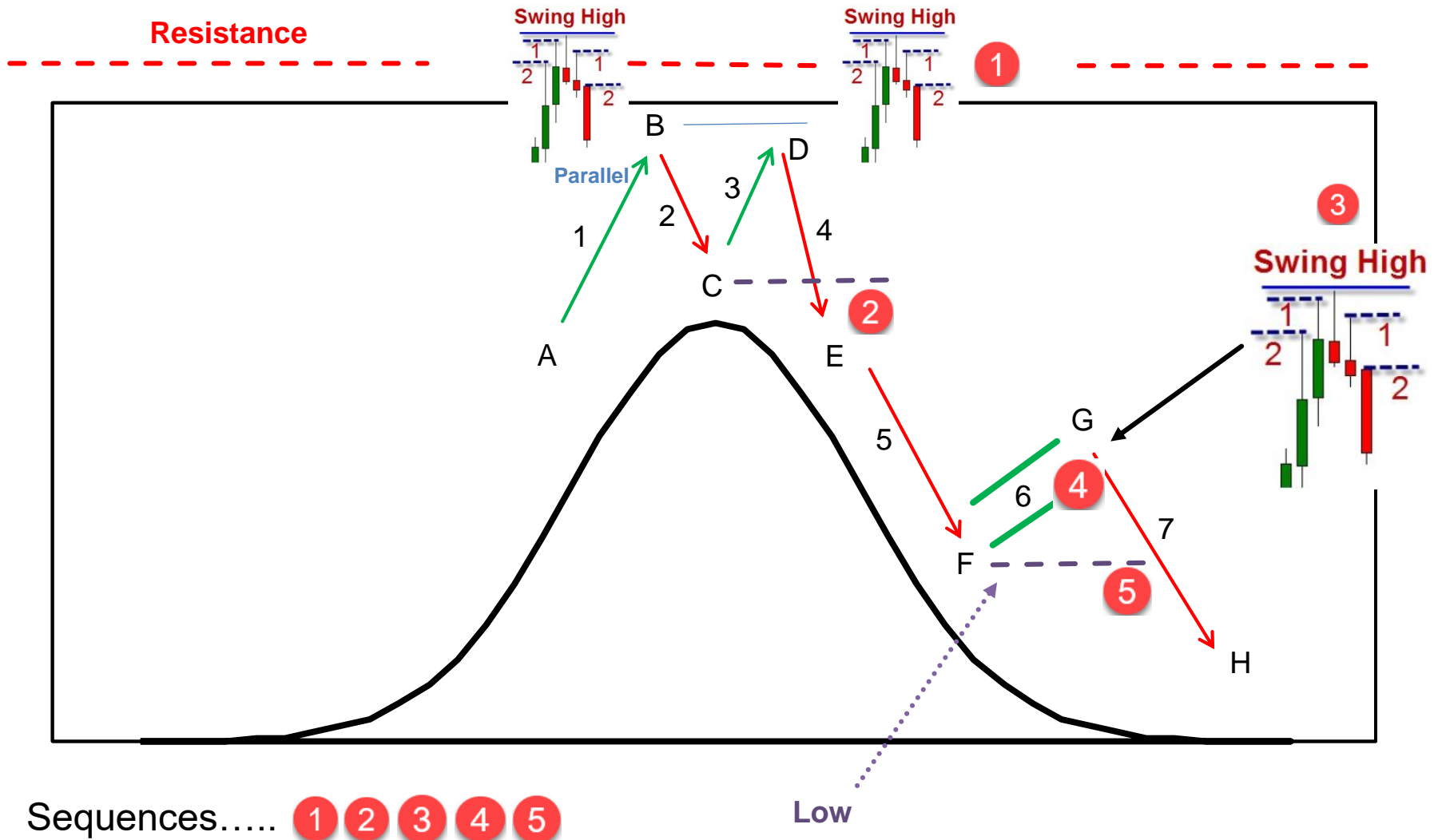
Market Cycle + Chart Patterns+ Gaps



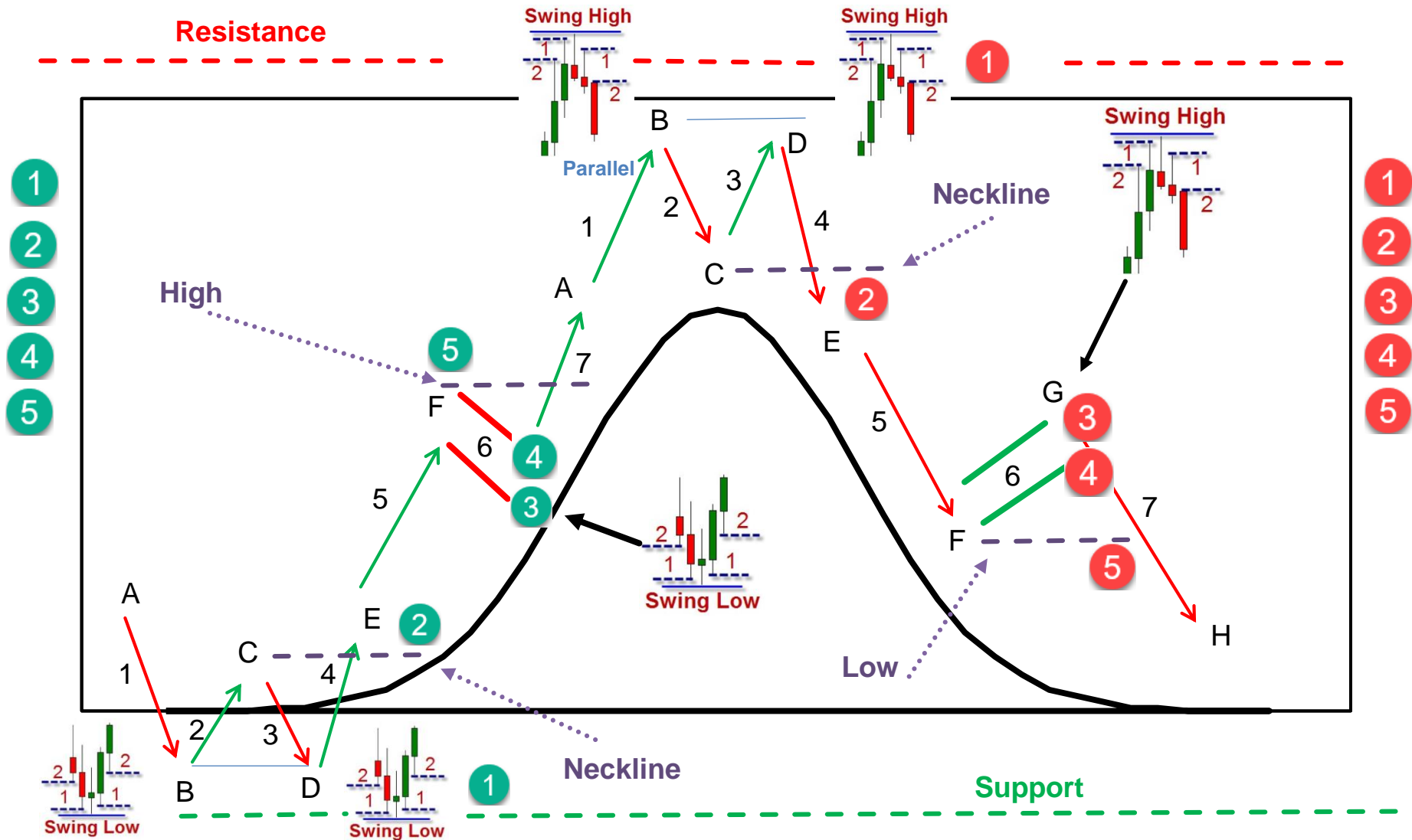
When Do YOU Scaling In?



When Do YOU Scale In?



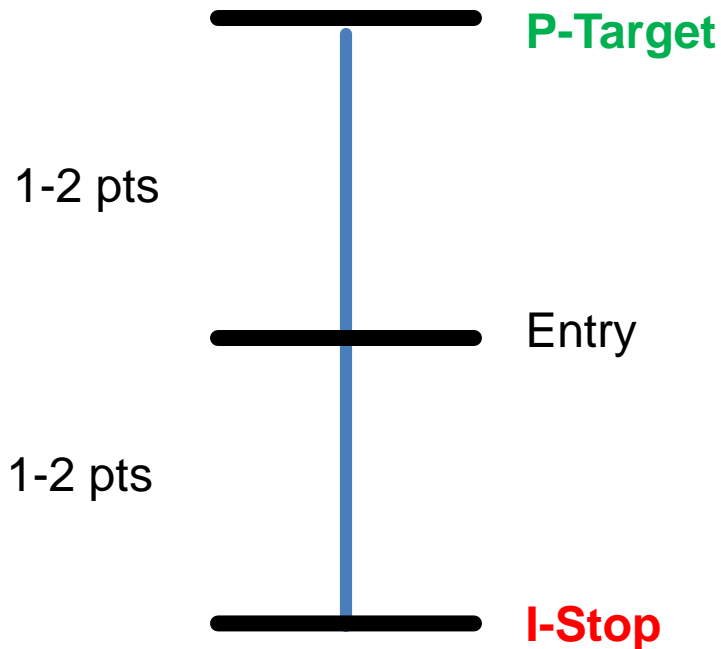
Putting it all together...



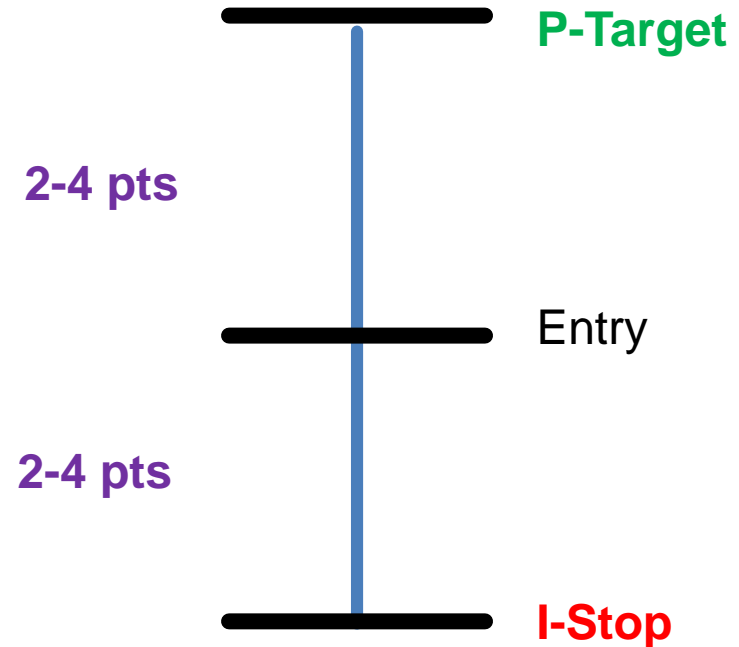
Simple Bracket Order 1-2 Pt Target

	Ticks							
	1 Point				2 Points			
# of Contracts	1	2	3	4	5	6	7	8
1	12.50	25.00	37.50	50.00	62.50	75.00	87.50	100.00
2	25.00	50.00	75.00	100.00	125.00	150.00	175.00	200.00
3	37.50	75.00	112.50	150.00	187.50	225.00	262.50	300.00
4	50.00	100.00	150.00	200.00	250.00	300.00	350.00	400.00
5	62.50	125.00	187.50	250.00	312.50	375.00	437.50	500.00
10	125.00	250.00	375.00	500.00	625.00	750.00	875.00	1000.00

Expanding your Bracket Orders...



Basic Bracket Order



Modified Basic Bracket Order

The **NEXT** session will focus on...

Entering Setups...**All-In-At-Once**

Q& A Session